SE-PAC AC High Voltage Power Unit

5.5 kV or 8 kV AC power for up to 4 FÖGE antistatic bars and ionizers — compact, short-circuit protected, plug-and-play



FÖGE Elektronik GmbH · Presentstr. 3 · 63939 Wörth am Main · Germany · +49 9372 9809477 · sales@fogegmbh.com

Intended use
Operating limits
Technical information
Dimensions and installation
Electrical connection (SE-PAC power unit)
Display and controls (SE-PAC power unit)
Faults
Warnings
Safety
Liability for material defects
Decommissioning and disposal

1 Intended use

The SE-PAC AC high voltage power unit supplies FÖGE AC antistatic bars and ionizing devices with 5.5 kV (SE-PAC-55) or 8 kV (SE-PAC-80) through 2 or 4 HV outputs. It is designed for use in industrial areas and is connected to a 220 V AC, 50 Hz mains supply.

Connect only devices with the matching voltage rating: 5.5 kV devices to the SE-PAC-55, 8 kV devices to the SE-PAC-80.

2 Operating limits

The system must be operated within the limits specified in the technical data and in accordance with the technical specifications and installation instructions.

The system must be used in such a way that no persons are endangered and no machines or other material goods are damaged in the event of a malfunction or total failure of the system. Take additional precautions for safety and damage prevention in safety-related applications.

3 Technical information

Models	SE-PAC-55-2-C · SE-PAC-55-4-C (5.5 kV) · SE-PAC-80-2-C · SE-PAC-80-4-C (8 kV)
Mains supply	220 V AC · 50 Hz plug connection
Panel	ON/OFF switch · power light · power connector
Fuse	F0.1AL250V fast-blow glass fuse, 5 × 20 mm
Safety	Short-circuit protection
HV outputs	Metal screw-type HV connectors for FÖGE AC bars
Additional earth connection	Recommended — connect separately
Max. total length per power unit	12 m of cables and devices connected (bar lengths count towards the total)
Environment	70 % rH non-condensing max. · location dry and oil-free
Operating temperature	Max. 50 °C
Protection class	IP54
Housing dimensions	146 × 124 × 90 mm · base plate 170 mm, ⌀ 6 mm mounting holes
EMC compliance	2014/30/EU — EMC Directive
Electrical safety	2014/35/EU — Low Voltage Directive

4 Dimensions and installation

Operating the system requires knowledge of the assembly instructions. The signal words used are explained in the section Safety.

- The total length of all devices and cables connected to one SE-PAC power unit must not exceed 12 m. Subtract the length of the antistatic bars from the total length.
- If the permissible total length is exceeded, the power unit may not function properly, may be damaged, or may interrupt the power supply to prevent further damage.
- SE-CAB-AC-1: non-standard cable lengths are available in 1 m steps within the 12 m total length.

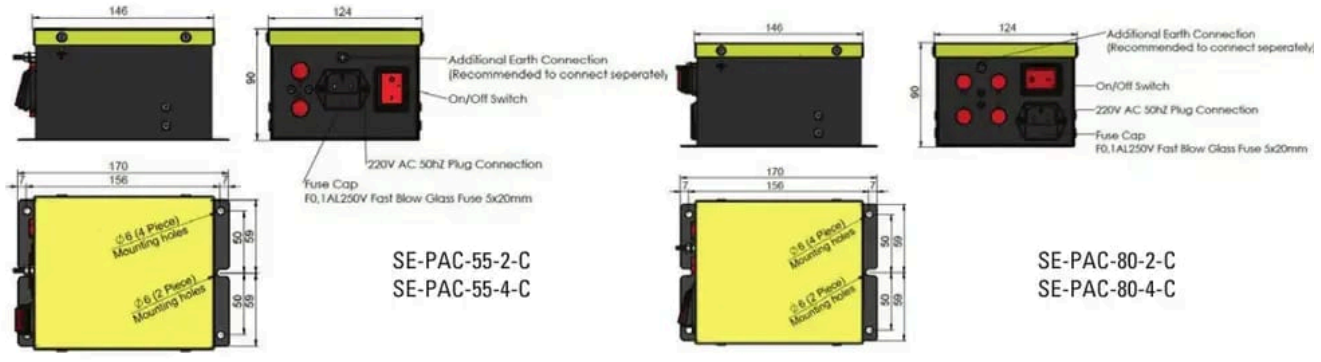

Dimensions

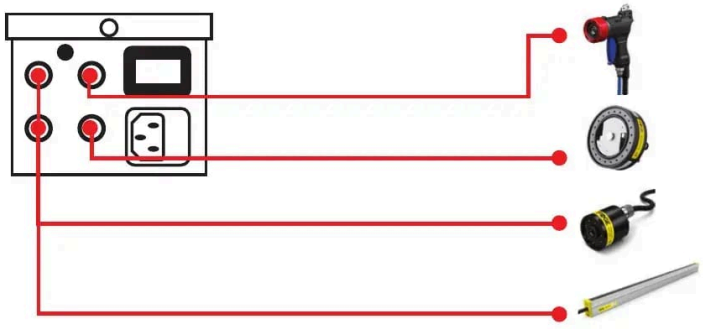

For all models, maximum length of cable and bars connected(total) can be used is 15m. If length of cables and bars exceed 15m. Power unit will not work properly and may cut the power to prevent damage.

Devices connected to one SE-PAC power unit

5 Electrical connection (SE-PAC power unit)

- Connect the device to the SE-PAC power unit with its metal screw-type HV connector.
- Power unit supply: 220 V AC, 50 Hz plug connection.
- Fuse cap: F0.1AL250V fast-blow glass fuse, 5 × 20 mm.
- An additional earth connection is recommended; connect it separately.

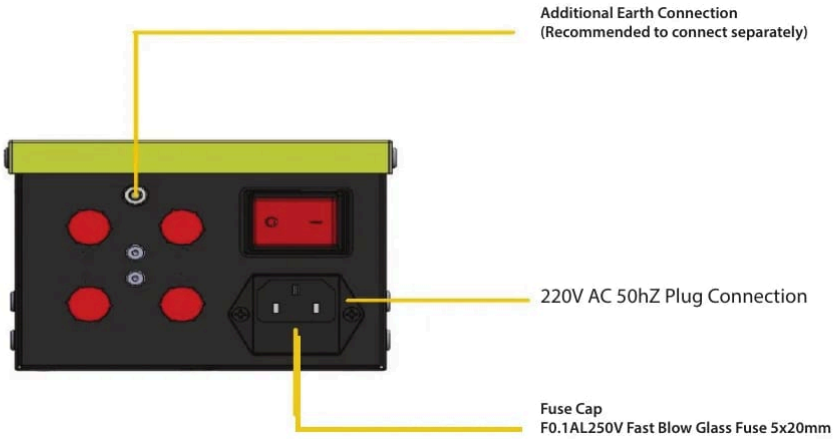

SE-PAC power unit: earth connection, mains plug and fuse

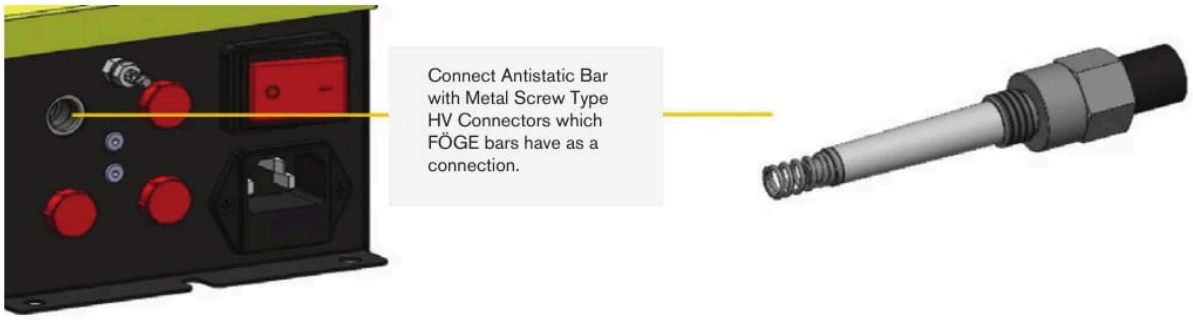

Connect the device with its metal screw-type HV connector

6 Display and controls (SE-PAC power unit)

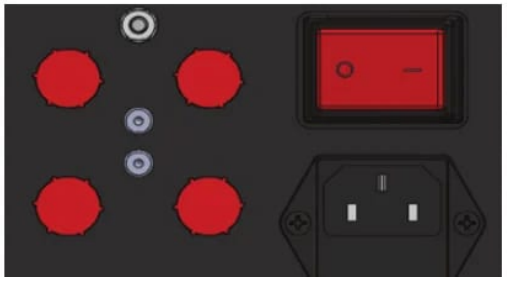

SE-PAC: ON/OFF switch

Element	Function
ON/OFF switch	Switches the power unit on and off.
ON/OFF light	Shows whether the power unit is switched on.

7 Faults

- Do not open the product in any of the cases below or in any other case.
- If the switch is on but the ON/OFF light is off, replace the fuse in the power unit: F0.1AL250V fast-blow glass fuse, 5 × 20 mm.

8 Warnings

- Connect the power supply and the display/output device according to the safety regulations for electrical equipment.
- The supply voltage must not exceed the specified limits.
- Avoid shocks and impacts to the device.
- Protect the cable against damage.

Possible consequences of non-observance: risk of injury by electric shock; damage to or destruction of the device.

9 Safety

Operating the system requires knowledge of the assembly instructions. The following signal words are used in these instructions:

Signal word	Meaning
WARNING	Indicates a hazardous situation which, if not avoided, could result in death or serious injury.
NOTICE	Indicates a situation that may result in property damage if not avoided.
ELECTRIC SHOCK	Indicates a risk of electric shock if the instructions are not followed.

10 Liability for material defects

All components of the device have been checked and tested for functionality at the production facility. If defects occur despite our careful quality control, FÖGE or your dealer must be notified immediately.

The liability for material defects is 12 months from delivery. Within this period, defective parts, except wearing parts, are repaired or replaced free of charge if the device is returned to FÖGE with shipping costs prepaid. Damage caused by improper handling, the use of force, or repairs or modifications by third parties is not covered. Repairs are carried out exclusively by FÖGE.

Further claims cannot be made. Claims arising from the purchase contract remain unaffected. In particular, FÖGE shall not be liable for any consequential, special, indirect or incidental damage. In the interest of further development, FÖGE reserves the right to make design changes without notice.

11 Decommissioning and disposal

Disconnect the power supply and the output cable from the device.

Incorrect disposal may harm the environment. Dispose of the device, its components and accessories, and the packaging materials in compliance with the waste treatment and disposal regulations applicable in the country and region of use.