SE-ACA Long Range AC Antistatic Bar with Air

Air-assisted 5.5 kV or 8 kV AC ionization up to 400 mm — for 3D parts, wide-gap installations and high-speed lines



FÖGE Elektronik GmbH · Presentstr. 3 · 63939 Wörth am Main · Germany · +49 9372 9809477 · sales@fogegmbh.com

Important — mounting
Intended use
Operating limits
Technical information
Dimensions and installation
Electrical connection (SE-PAC power unit)
Display and controls (SE-PAC power unit)
Faults
Warnings
Maintenance
Safety
Liability for material defects
Decommissioning and disposal

1 Important — mounting

- When installing ionizers without air assist, always point the emitters towards the part. Tilted mounting of up to 45° from vertical is acceptable; a larger angle reduces ionization performance.
- Do not cover the ionizer with metal and do not attach metal close to the emitter pins.
- Never place metal behind the part to be ionized. Otherwise the static eliminator cannot neutralise the part.
- The mounting bracket can be metal or any other material.
- The mounting distance depends on the antistatic product — see the technical information.

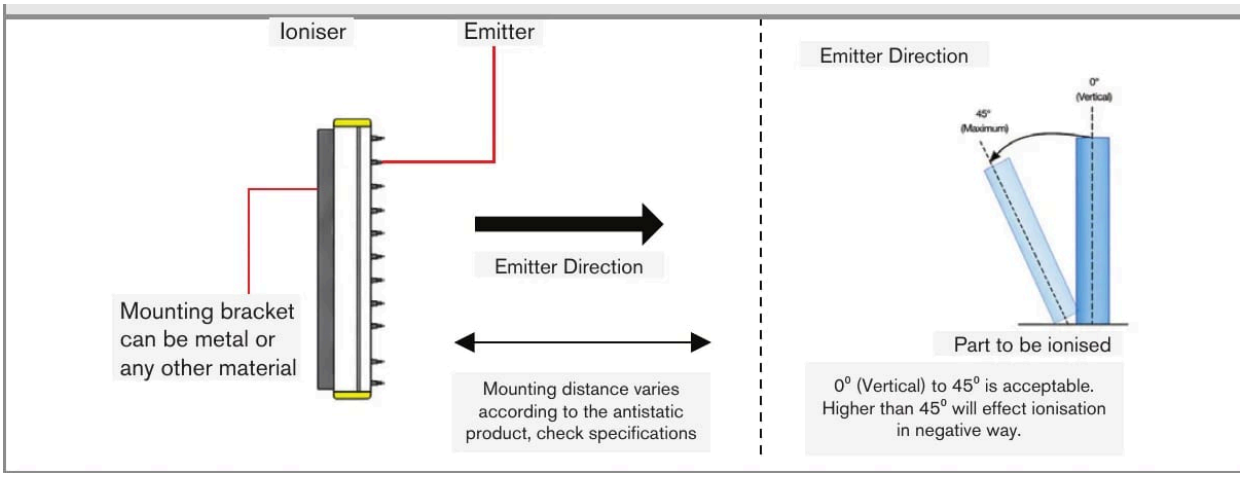

Emitter direction and permissible tilt (0° – 45°)

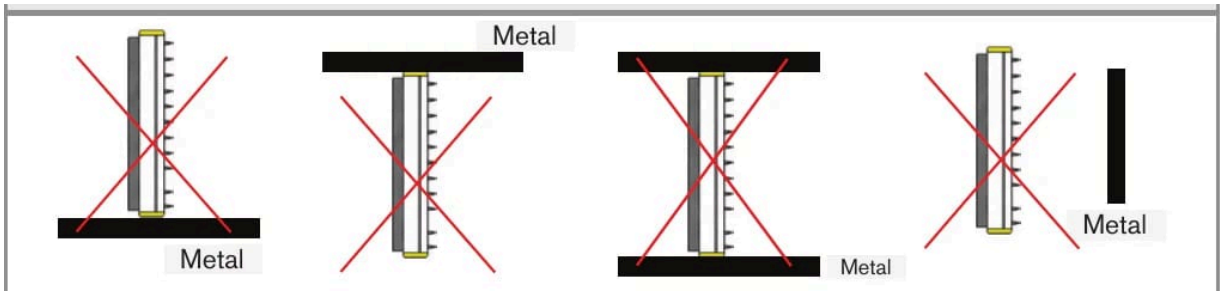

Do not cover the ionizer with metal or attach metal close to the emitter pins

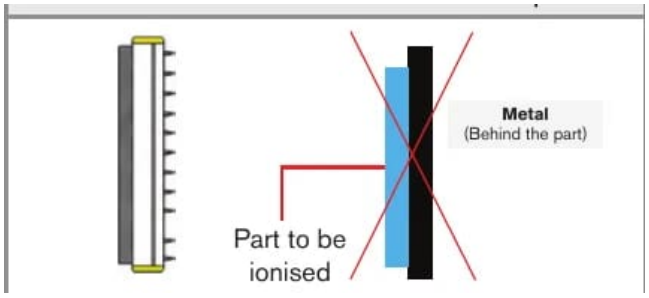

Never put metal behind the part to be ionized

2 Intended use

The SE-ACA long range AC antistatic bar with air is designed for use in industrial areas. It neutralises static electricity on plastic, glass, fabric and other non-conductive parts, including 3D parts, at distances up to 400 mm (SE-ACA-80, 8 kV) or 200 mm (SE-ACA-55, 5.5 kV). Ions produced by the stainless steel emitter pins are carried to the part by compressed air.

Connect the SE-ACA-55 only to an SE-PAC-55-2-C or SE-PAC-55-4-C power unit (5.5 kV) and the SE-ACA-80 only to an SE-PAC-80-2-C or SE-PAC-80-4-C power unit (8 kV). Operate it with dry, filtered compressed air at 2 bar (8 bar max.) through a 10 mm hose.

3 Operating limits

The system must be operated within the limits specified in the technical data and in accordance with the technical specifications and installation instructions.

The system must be used in such a way that no persons are endangered and no machines or other material goods are damaged in the event of a malfunction or total failure of the system. Take additional precautions for safety and damage prevention in safety-related applications.

4 Technical information

Product code	SE-ACA-55-xxxx (5.5 kV) · SE-ACA-80-xxxx (8 kV) — length in mm, e.g. SE-ACA-80-0600 = 600 mm
Compatible power unit	SE-ACA-55: SE-PAC-55-2-C / SE-PAC-55-4-C · SE-ACA-80: SE-PAC-80-2-C / SE-PAC-80-4-C
Ionization type	High voltage AC — shockless
Ionization voltage	5.5 kV (SE-ACA-55) · 8 kV (SE-ACA-80)
Ionization range	Up to 200 mm (SE-ACA-55) · up to 400 mm (SE-ACA-80), with compressed air *
Max. line speed	300 m/min (SE-ACA-55) · 500 m/min (SE-ACA-80)
Ordering length	100 – 2000 mm in 100 mm steps
Air connection	10 mm hose
Air pressure — dry filtered air	2 bar (8 bar max.)
Pin current (safety)	< 100 µA — shockless (both versions)
Transformer current	Max. 5 mA (with fuse)
Emitter pin material	Stainless steel — long service life
Polarity	Alternating AC
Cable	C2: 2 m HFFR-protected cable with HV connector
Bars per power unit	Up to 2 or 4 per SE-PAC (2- or 4-output version), within 12 m total length of cables and bars
Environment	Max. 60 °C · 70 % rH non-condensing max.
Protection class	IP66 — fully sealed
Housing	Washable, industrial-grade
EMC compliance	2014/30/EU — EMC Directive
Electrical safety	2014/35/EU — Low Voltage Directive

* Ionization range measured at standard conditions (20 °C, 50 % rH, with compressed air). Effective range may vary with air pressure, humidity, temperature and line speed.

5 Dimensions and installation

Operating the system requires knowledge of the assembly instructions. The signal words used are explained in the section Safety.

- The total length of all devices and cables connected to one SE-PAC power unit must not exceed 12 m. Subtract the length of the antistatic bars from the total length.
- If the permissible total length is exceeded, the power unit may not function properly, may be damaged, or may interrupt the power supply to prevent further damage.
- SE-CAB-AC-1: non-standard cable lengths are available in 1 m steps within the 12 m total length.

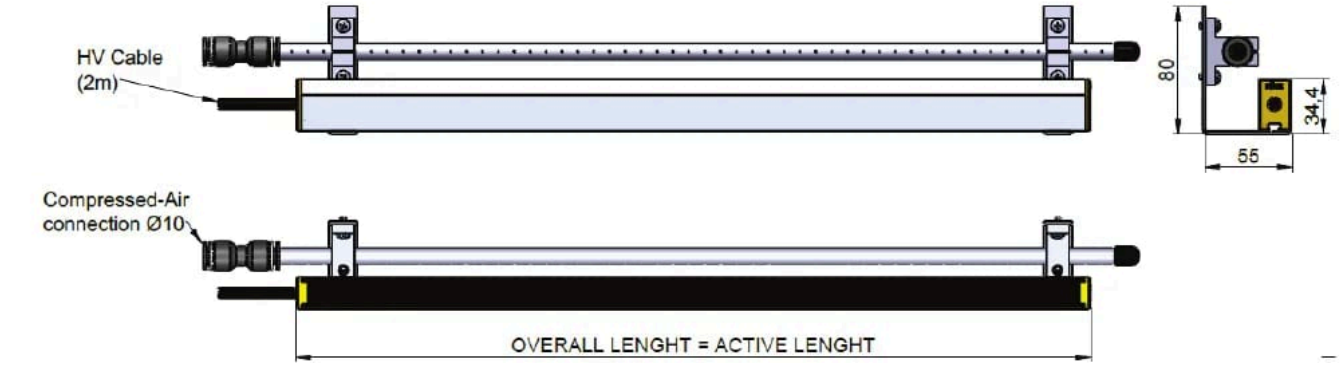

Dimensions

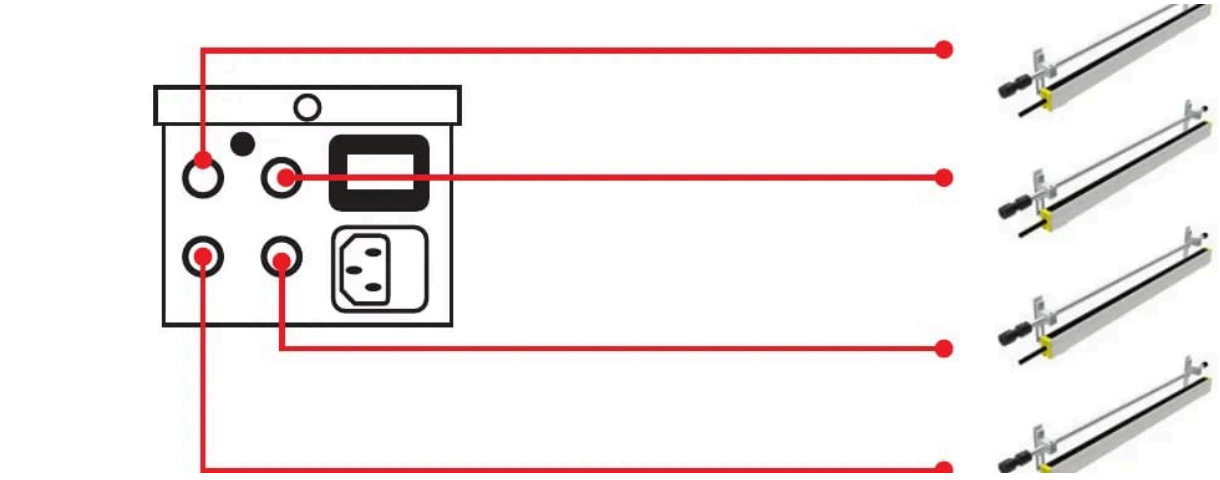

Connection of up to four devices to one SE-PAC power unit (total length of devices and cables within the permitted limit)

6 Electrical connection (SE-PAC power unit)

- Connect the device to the SE-PAC power unit with its metal screw-type HV connector.
- Power unit supply: 220 V AC, 50 Hz plug connection.
- Fuse cap: F0.1AL250V fast-blow glass fuse, 5 × 20 mm.
- An additional earth connection is recommended; connect it separately.

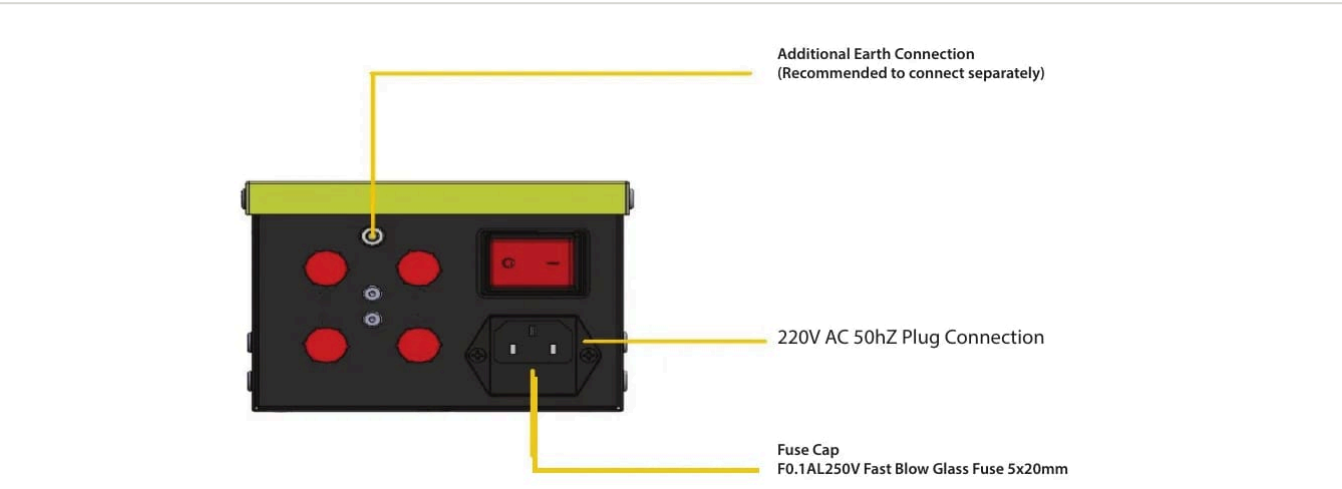

SE-PAC power unit: earth connection, mains plug and fuse

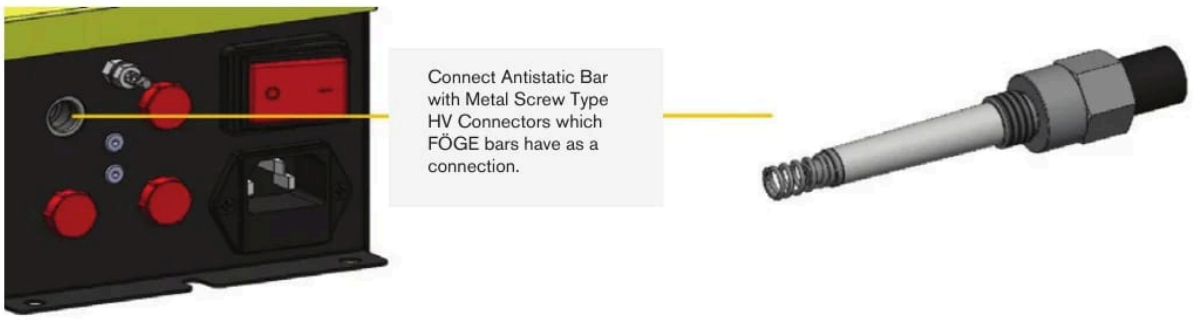

Connect the device with its metal screw-type HV connector

7 Display and controls (SE-PAC power unit)

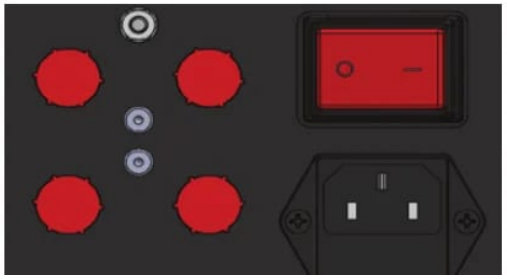

SE-PAC: ON/OFF switch

Element	Function
ON/OFF switch	Switches the power unit on and off.
ON/OFF light	Shows whether the power unit is switched on.

8 Faults

- Do not open the product in any of the cases below or in any other case.
- If the switch is on but the ON/OFF light is off, replace the fuse in the power unit: F0.1AL250V fast-blow glass fuse, 5 × 20 mm.

9 Warnings

- Connect the power supply and the display/output device according to the safety regulations for electrical equipment.
- The supply voltage must not exceed the specified limits.
- Avoid shocks and impacts to the device.
- Protect the cable against damage.

Possible consequences of non-observance: risk of injury by electric shock; damage to or destruction of the device.

10 Maintenance

Due to the ionization process, airborne particles stick to the emitter pins and carbonise. This reduces ionization performance. All AC and DC ionizing bars must be checked and cleaned regularly with the FÖGE Antistatic Products Maintenance Kit (cleaning fluid and brushes).

The cleaning interval depends on the process and the environment.

⚠ Switch the device OFF before cleaning and do not switch it ON again until it is dry.

1. Clean the static control device with the FÖGE cleaning brush.
2. Attach a spray head to the bottle containing the cleaning fluid.
3. Moisten a cloth with cleaning fluid and wipe the static control device, taking care around the emitters.
4. Repeat brushing and cleaning until the static control device is clean.
5. Carefully polish the pins with a dry cloth.

11 Safety

Operating the system requires knowledge of the assembly instructions. The following signal words are used in these instructions:

Signal word	Meaning
WARNING	Indicates a hazardous situation which, if not avoided, could result in death or serious injury.
NOTICE	Indicates a situation that may result in property damage if not avoided.
ELECTRIC SHOCK	Indicates a risk of electric shock if the instructions are not followed.

12 Liability for material defects

All components of the device have been checked and tested for functionality at the production facility. If defects occur despite our careful quality control, FÖGE or your dealer must be notified immediately.

The liability for material defects is 12 months from delivery. Within this period, defective parts, except wearing parts, are repaired or replaced free of charge if the device is returned to FÖGE with shipping costs prepaid. Damage caused by improper handling, the use of force, or repairs or modifications by third parties is not covered. Repairs are carried out exclusively by FÖGE.

Further claims cannot be made. Claims arising from the purchase contract remain unaffected. In particular, FÖGE shall not be liable for any consequential, special, indirect or incidental damage. In the interest of further development, FÖGE reserves the right to make design changes without notice.

13 Decommissioning and disposal

Disconnect the power supply and the output cable from the device.

Incorrect disposal may harm the environment. Dispose of the device, its components and accessories, and the packaging materials in compliance with the waste treatment and disposal regulations applicable in the country and region of use.