Copyright@ FÖGE ELEKTRONIK GmbH, 2015, all rights reserved. This drawing is the property of FÖGE ELEKTRONIK GmbH and may not be reproduced in my from, either in whole or in part, or made available to any third party or used for manufacturing or any other purpose without the prior written permission of FÖGE ELEKTRONIK GmbH.

Copyright@ FÖGE ELEKTRONIK GmbH, 2015, all rights reserved. This drawing is the property of FÖGE ELEKTRONIK GmbH and may not be reproduced in my from, either in whole or in part, or made available to any third party or used for manufacturing or any other purpose without the prior written permission of FÖGE ELEKTRONIK GmbH.

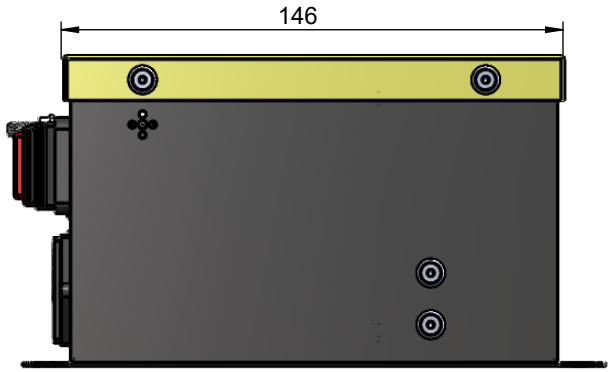

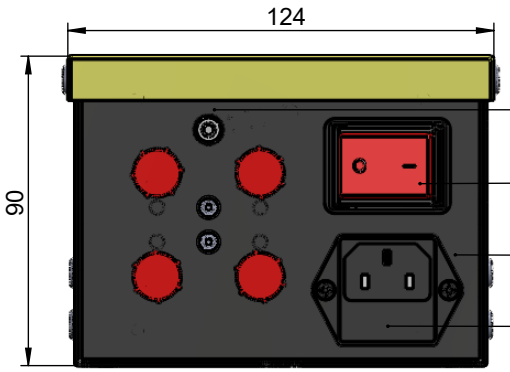

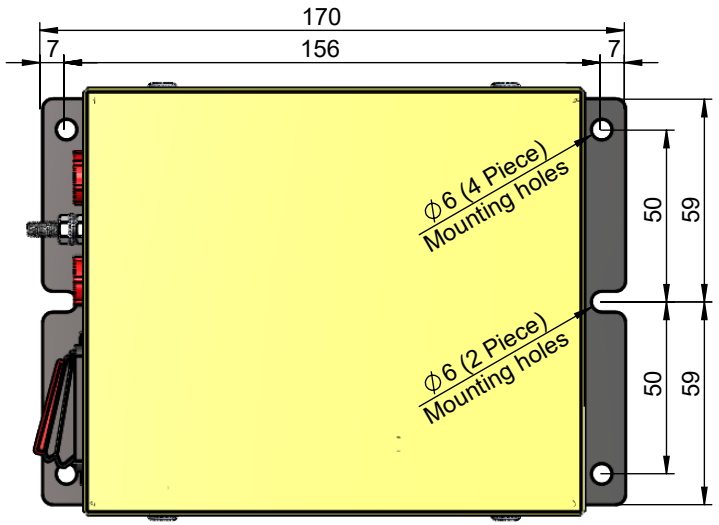

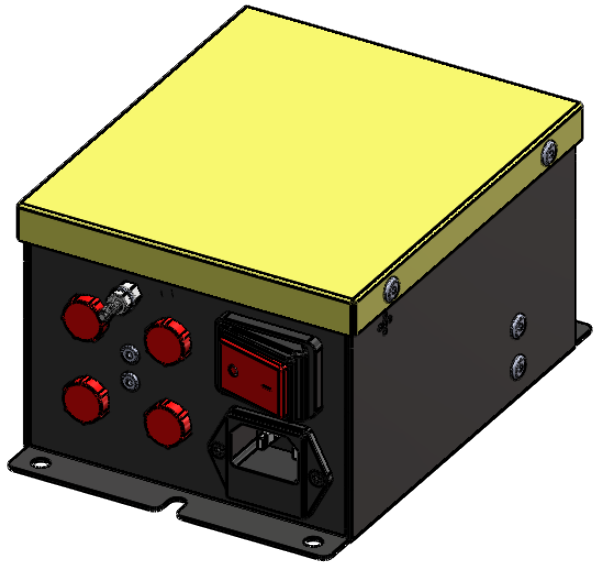

					DIN ISO 2768	Linear Dimensios								Radius, Chamfer Dimensions			Angular Dimensions				
4					Tolerance Class	>0,5 <3	>3 <6	>6 <30	>30 <120	>120 <400	>400 <1000	>1000 <2000	>2000 <4000	>0,5 <3	>3 <6	>6 <30	<10	>10 <50	>50 <120	>120 <400	400<
3																					
2																					
1					f(fine)	±0,05	±0,05	±0,1	±0,15	±0,2	±0,3	±0,5	-	±0,2	±0,5	±1	±1°	±0°30'	±0°20'	±0°10'	±0°5'
Rev. Nm.	Rev. Date	Description	Checked	Approved	m(coarse)	±0,1	±0,1	±0,2	±0,3	±0,5	±0,8	±1,2	±2								

*Without tolerance indication, LINEAR and ANGULAR DIMENSIONS for DIN 2768-T1 Class:m/f FORM and POSITION TOLERANCES are according DIN 2768-T2 Class:m/f Standards.
**Indication: Machining Parts f Class / Constructive Parts m Class.

Size A4

	Name	Sign	Date	Weight	Material	Surface Treatment
Created	Y.S.SEZER		04.05.2023	Net: -	-	-
Checked	N.ESEN		04.05.2023	Gross: -		
Approved	N.ESEN		04.05.2023	Quantity	Sheet 1-1	Product Name: Power Unit 8kV with 4 Output (screw type HV connectors)
Copyright reserved.		Do not scale on this drawing		1		
FÖGE ELEKTRONIK GmbH				Projection	Scale 1:1	Product Number: SE-PAC-80-4-C