Copyright@ FÖGE ELEKTRONIK GmbH, 2015, all rights reserved. This drawing is the property of FÖGE ELEKTRONIK GmbH and may not be reproduced in my from, either in whole or in part, or made available to any third party or used for manufacturing or any other purpose without the prior written permission of FÖGE ELEKTRONIK GmbH.

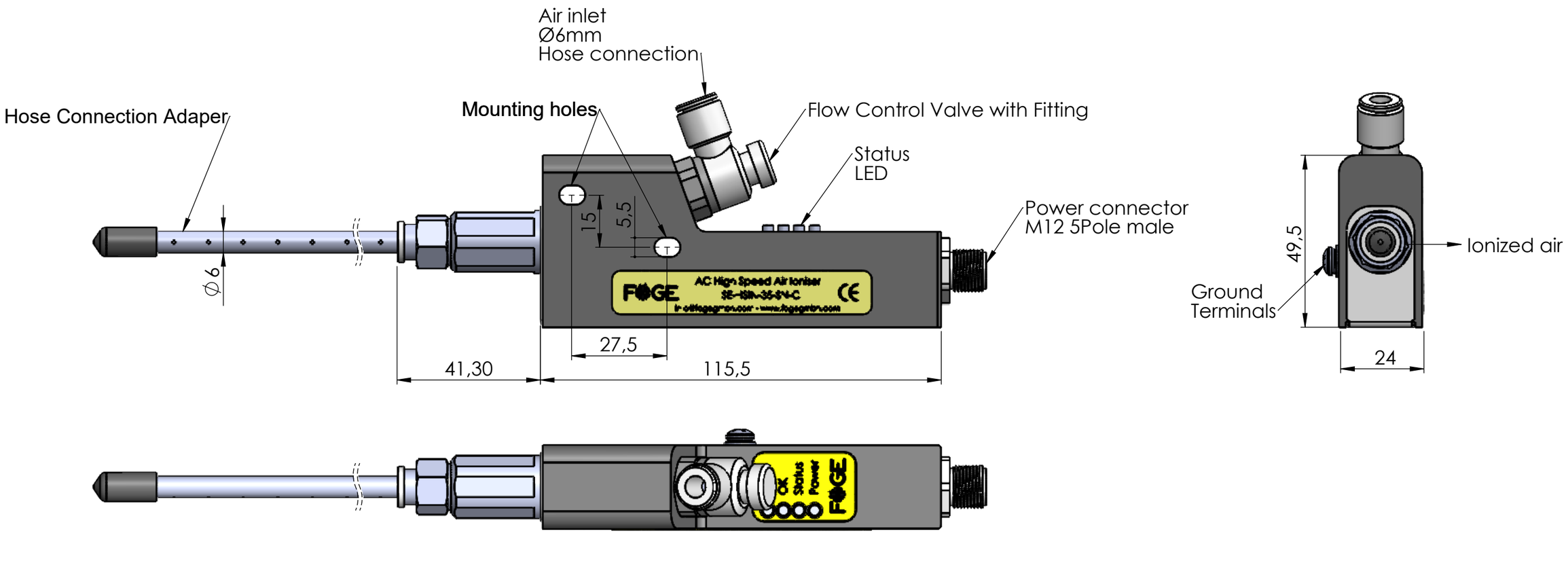

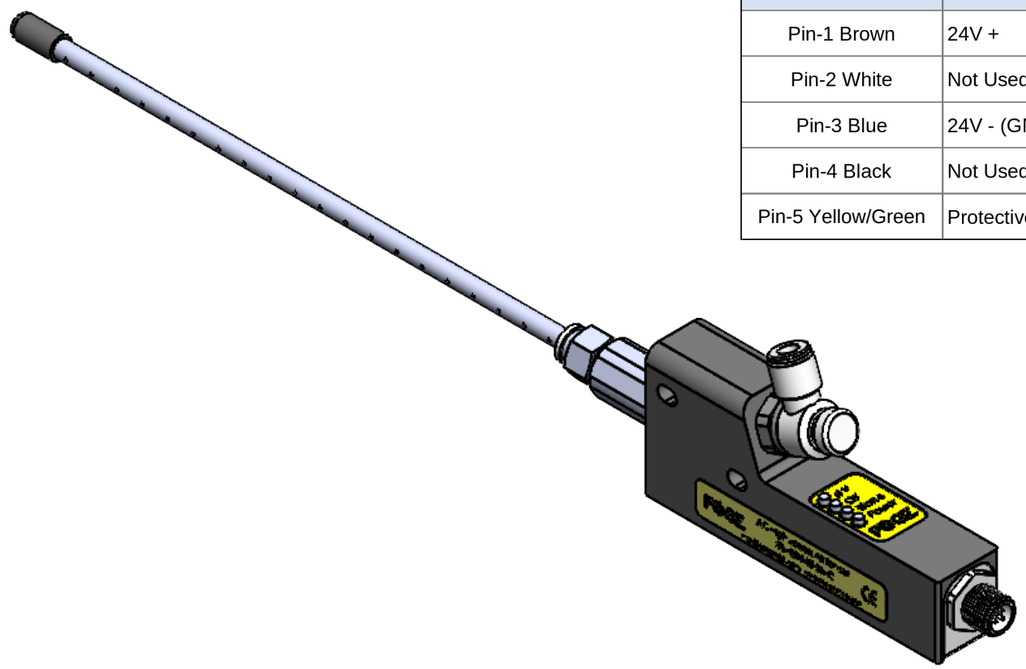

Configuration of the male M12 connector on the device

Pin	Description	
Pin-1 Brown	24V +	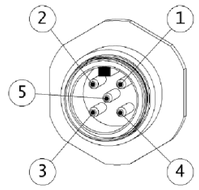
Pin-2 White	Not Used	
Pin-3 Blue	24V - (GND)	
Pin-4 Black	Not Used	
Pin-5 Yellow/Green	Protective Earth (PE)	

FG-AC-0070	Hose Connection Adaper 100mm	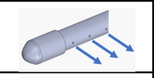
FG-AC-0071	Hose Connection Adaper 150mm	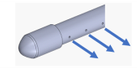
FG-AC-0072	Hose Connection Adaper 200mm	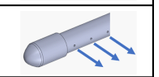
FG-AC-0073	Hose Connection Adaper 250mm	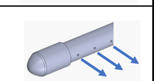
FG-AC-0074	Hose Connection Adaper 300mm	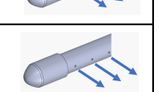

Rev. Nm.	Rev. Date	Description	Checked	Approved
4				
3				
2				
1				

DIN ISO 2768	Linear Dimensions								Radius, Chamfer Dimensions			Angular Dimensions				
Tolerance Class	>0,5 <3	>3 <6	>6 <30	>30 <120	>120 <400	>400 <1000	>1000 <2000	>2000 <4000	>0,5 <3	>3 <6	>6 <30	<10	>10 <50	>50 <120	>120 <400	400<
f(fine)	±0,05	±0,05	±0,1	±0,15	±0,2	±0,3	±0,5	-	±0,2	±0,5	±1	±1°	±0°30'	±0°20'	±0°10'	±0°5'
m(coarse)	±0,1	±0,1	±0,2	±0,3	±0,5	±0,8	±1,2	±2								

*Without tolerance indication, LINEAR and ANGULAR DIMENSIONS for DIN 2768-T1 Class:m/f FORM and POSITION TOLERANCES are according DIN 2768-T2 Class:m/f Standards.
**Indication: Machining Parts f Class / Constructive Parts m Class.

Size A4

	Name	Sign	Date	Weight
Created	F.M.KILIÇASLAN		10.01.2026	Net: -
Checked	N.ESEN		10.01.2026	Gross: -
Approved	F.ÖZKAYA		10.01.2026	Quantity 1

Material: - | Surface Treatment: -

Sheet 1-1 | Product Name: AC High Speed Air Ioniser Standard Nozzle

Scale 1:1 | Product Number: SE-HSIN-35-SN-C

Copyright reserved. Do not scale on this drawing

FÖGE ELEKTRONIK GmbH

Projection